

THE ORIGINAL MANUFACTURER OF PLATFORM AGITATION WASHERS

The Magnus **AJA LIF** is a heavy duty, low maintenance immersion washing and processing machine that mechanically agitates the parts in a hot or cold cleaning solution.

One Tough Workhorse- the standard **AJA LIF** has a load capacity of 2200 lbs. of parts, and heavier optional load capacities are available (see available options).

Three Agitation Stroke Lengths - selection of short, medium or long strokes engineered to allow cleaning a variety of parts.

Thorough Cleaning - reaches difficult interior areas of parts because moving parts through cleaning solution creates greater cleaning effect than simply moving liquid around parts.

Cost Effective - better cleaning minimizes costly production rejects and eliminates hand scrubbing.


Air Powered Lift/Agitation System - provides greater agitation speed than comparable electromechanical lift devices.



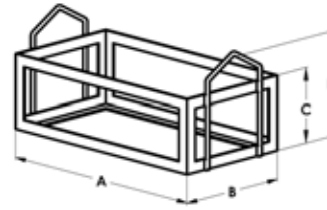
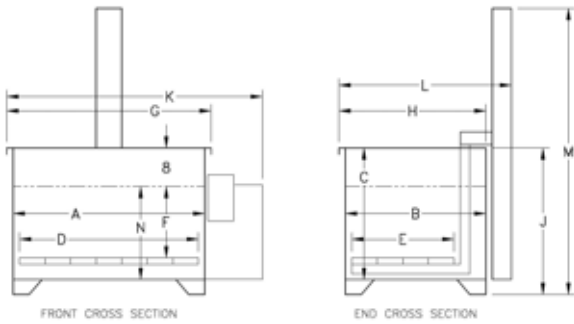
AJA LIF Additional Features:

- Can be factory equipped for either aqueous or solvent cleaning
- Hot or cold cleaning option
- Heating alternatives include gas, steam or electricity
- Available in carbon steel, 304 stainless steel and 316 stainless steel
- Air-powered, not air-agitated
- Water inlet and drain valve
- Overflow trough standard
- Life time warranty on the Magnus 8" air cylinder
- Modular design allows multistage system configuration

AJA LIF Available Options:

- Automatic timing devices
- Roller platforms instead of grates
- Connecting sections of roller platform with drain boards
- Load and unload sections of roller platform with drain boards and legs
- Heater guards for electric heated machines
- Up to 5,000 lb. load capacity
- Baskets, standard or custom sizes
- Liquid circulation system, particulate filtration or oil removal
- Available with ultrasonic transducers provided by Power Sonics,  a division of **MPP**
- 7 day timers for programmed heat up times
- Automatic water addition
- Basket rotation

AJA LIF[®] Specifications and Data



MACHINE DIMENSIONS

Machine Number: (note #1)	#4 ALXH	#5 ALXH	#6 ALXH	
INSIDE TANK:				
Length	A	54"	66"	78"
Width	B	46"	52"	68"
Depth	C	42"	42"	60"
DIPPING SPACE:				
Length	D	52"	64"	76"
Width	E	30"	36"	52"
Depth (note #2)	F	26"	26"	44"
OVERALL TANK: (approx)				
Length	G	58"	70"	82"
Width	H	48 1/2"	54 1/2"	70 1/2"
Height	J	46 1/4"	46 1/2"	64 1/4"
OVERALL MACHINE: (approx)				
Length (gas heat)	K	72 1/4"	84 1/4"	110 1/2"
Length (all others)		64 1/2"	76 1/2"	90"
Width	L	62 1/2"	68 1/2"	90"
Height	M	92 1/4"	92 1/4"	128"
ROLLER PLATFORM:				
Total Length	D	51"	63"	75"
Roller Width	E	27 1/2"	33 1/2"	49 1/2"
SOLUTION LEVEL:				
Height (above tank bottom)	N	34"	34"	52"

SERVICE CONNECTIONS

ALL MACHINES (heated/unheated)			
Air Inlet	1/2"	1/2"	1/2"
Water Inlet	1 1/4"	1 1/4"	1 1/4"
Drain Cock	2"	2"	2"
Overflow Outlet	2"	2"	2"
Vapor Exhaust (diameter)	6 5/8"	6 5/8"	6" x 12"
GAS HEATED MACHINES			
Supply Inlet	3/4"	3/4"	1"
Fume Exhaust	6 5/8"	6 5/8"	6 5/8"
STEAM HEATED MACHINES			
Supply Inlet (note #3)	1/4"	1/4"	1/4"
ELECTRIC HEATED MACHINES			
36 kw	48 kw	96 kw	
ELECTRIC SUPPLY			
240 V./ 3Ø /60 Hz.	87 A.	116 A.	231 A.
480 V./ 3Ø /60 Hz.	58 A.	116 A.	116 A.

BASKET DIMENSIONS

Machine Number:	#4 ALXH	#5 ALXH	#6 ALXH	
BASKET INSIDE				
Length	A	41 3/4"	51 3/4"	63 3/4"
Width	B	22"	25"	40 3/4"
Depth	C	13 1/2"	15 1/2"	21 1/2"
Overall Height	D	19 3/4"	21 3/4"	30 3/4"

GENERAL DATA

Load Capacity (pounds)	2200	2200	2200
Liquid Capacity (gallons)	360	500	1200
Tank Thickness	3/16"	3/16"	3/16"
Shipping Weight (approx. lbs.)	2090	2670	5600

HEATING DATA

HOURLY FUEL CONSUMPTION FROM COLD START (note #3)			
Gas (cu.ft./hr.)	257	257	580
Steam (lbs/hr.)	150	210	500
Electric (kw)	36	48	96
HOURLY HEAT TIME FROM COLD START (note #3)			
Electric	3 1/2 hr.	3 1/2 hr.	5 hr.
Gas & Steam	3 hr.	3 1/2 hr.	5 hr.

AJA LIF AGITATION DATA

AGITATION CYCLE	Short	Medium	Long
Up & Down Strokes (per min.)	60 - 130	25 - 60	4 - 20
Stroke Length	4 - 8"	10 - 14"	In & Out

NOTES

- Series ALXH machines have a maximum load capacity of 2200 pounds. Load ratings based on available air pressure of 100 psi and uniformly distributed load.
- With roller platform, Depth F is reduced 13/4" on series ALXH units.
- Fuel consumption & heat up times listed are based on heating from room temp. to 180° F (Gas figures apply to natural gas).
- The data shown are typical and may vary with air pressure, load and part configuration.
- Series ALXH - air consumption 30 - 40 CFM (free air) with normal load on short stroke.
- All electric heaters are stainless steel sheathed elements. Optional stainless steel heating coils for gas and steam heated models.

4500 Beidler Road
 Willoughby, OH 44094
 800-456-6423
 Ph: 440-942-8488
 Fax: 440-942-8590



www.magnusequipment.com